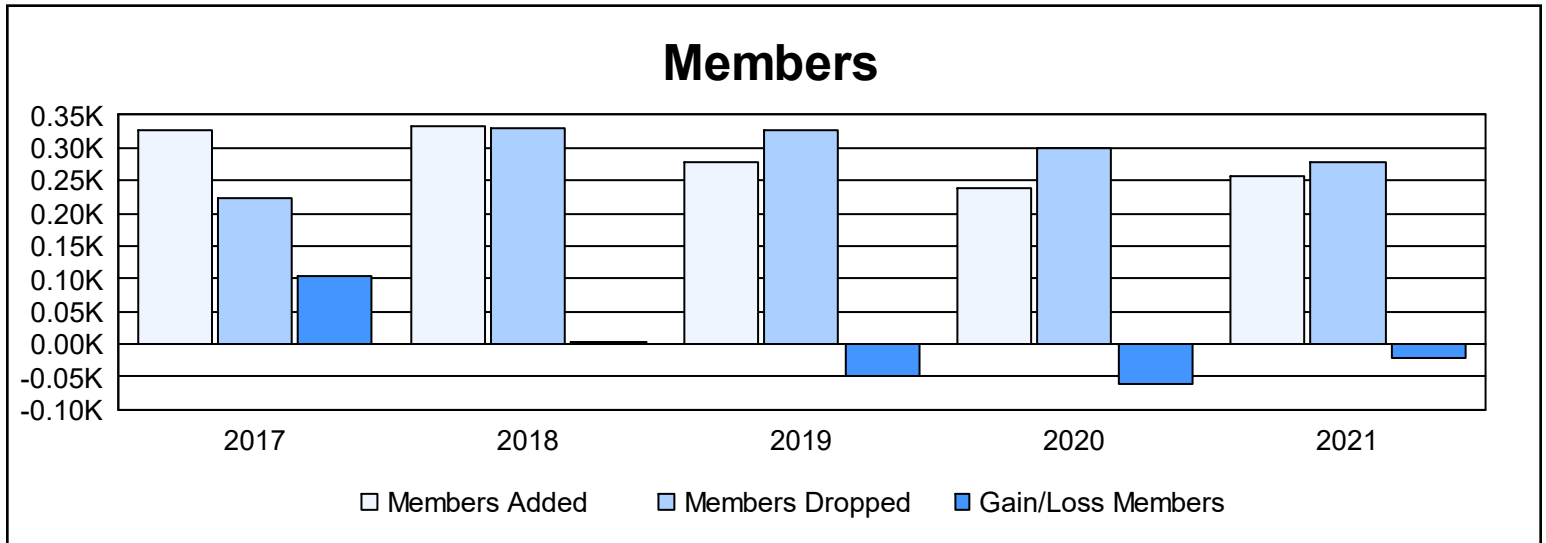
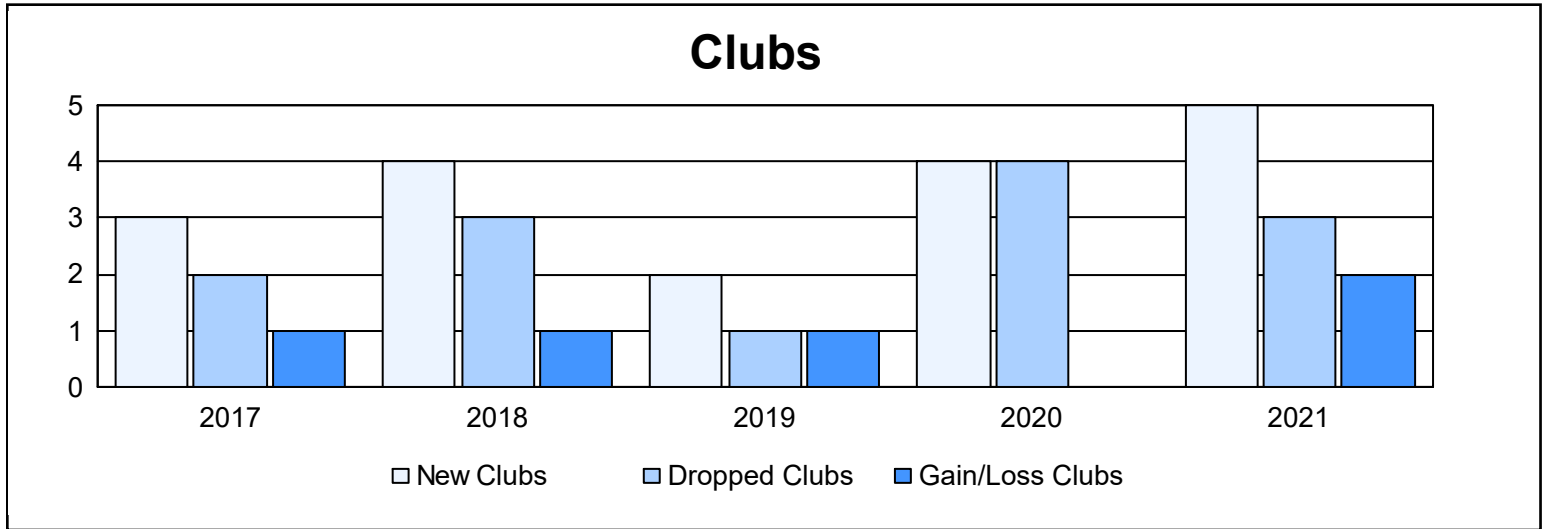
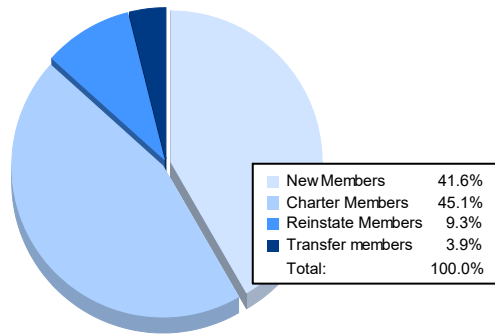


| Year           | New Clubs | Dropped Clubs | Gain/ Loss Clubs | New Members | Charter Members | Reinstate Members | Transfer Members | Total Member Added | Total Members Dropped | Gain/ Loss Members |
|----------------|-----------|---------------|------------------|-------------|-----------------|-------------------|------------------|--------------------|-----------------------|--------------------|
| 2016-2017      | 3         | 2             | 1                | 215         | 87              | 24                | 1                | 327                | 224                   | 103                |
| 2017-2018      | 4         | 3             | 1                | 195         | 106             | 28                | 4                | 333                | 331                   | 2                  |
| 2018-2019      | 2         | 1             | 1                | 193         | 56              | 22                | 7                | 278                | 328                   | -50                |
| 2019-2020      | 4         | 4             | 0                | 77          | 93              | 56                | 12               | 238                | 298                   | -60                |
| 2020-2021      | 5         | 3             | 2                | 107         | 116             | 24                | 10               | 257                | 279                   | -22                |
| <b>Average</b> | <b>4</b>  | <b>3</b>      | <b>1</b>         | <b>157</b>  | <b>92</b>       | <b>31</b>         | <b>7</b>         | <b>287</b>         | <b>292</b>            | <b>-5</b>          |



### Membership Composition June 2021 Cumulative



### Gender Composition June 2021 Cumulative

